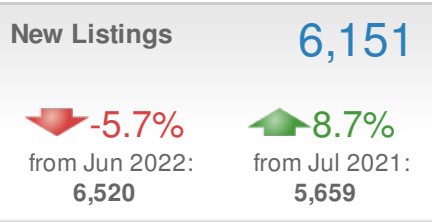


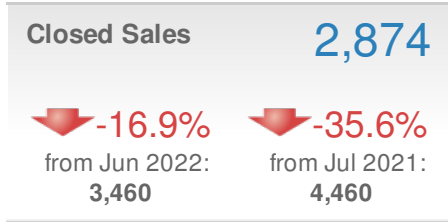
July 2022

Greater Las Vegas AOR



YTD	2022	2021	+/-
	36,881	34,907	5.7%

5-year Jul average: **5,490**




YTD	2022	2021	+/-
	25,475	30,458	-16.4%

5-year Jul average: **3,931**



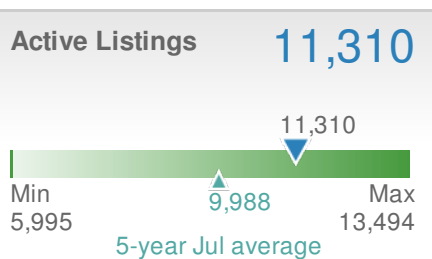
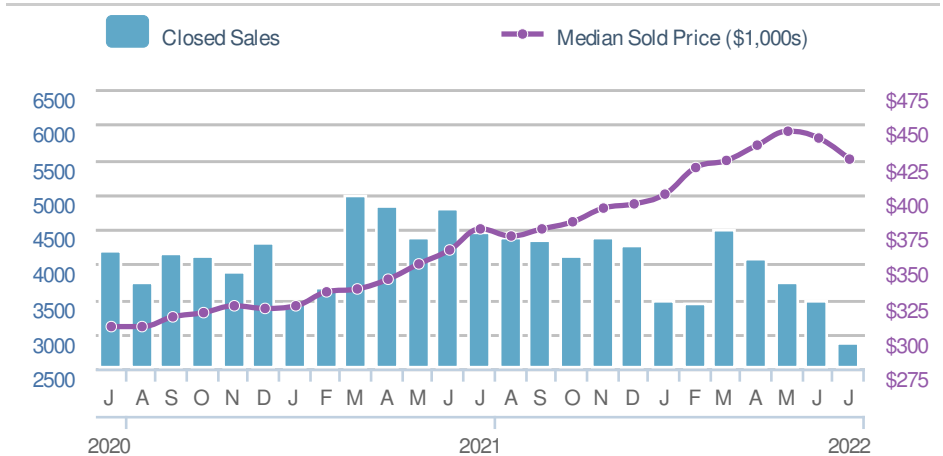
YTD	2022	2021	+/-
	21,675	29,560	-26.7%

5-year Jul average: **3,511**

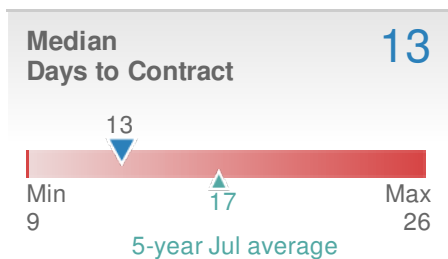


YTD	2022	2021	+/-
	\$426,000	\$345,000	23.5%

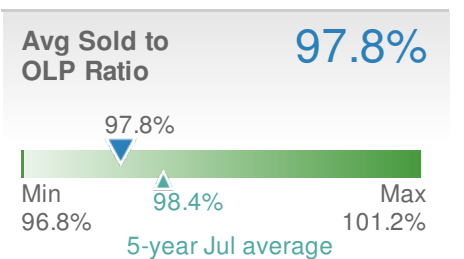
5-year Jul average: **\$331,200**



Jun 2022	Jul 2021
9,081	5,995



Jun 2022	Jul 2021	YTD
10	9	10



Jun 2022	Jul 2021	YTD
100.0%	101.2%	100.4%